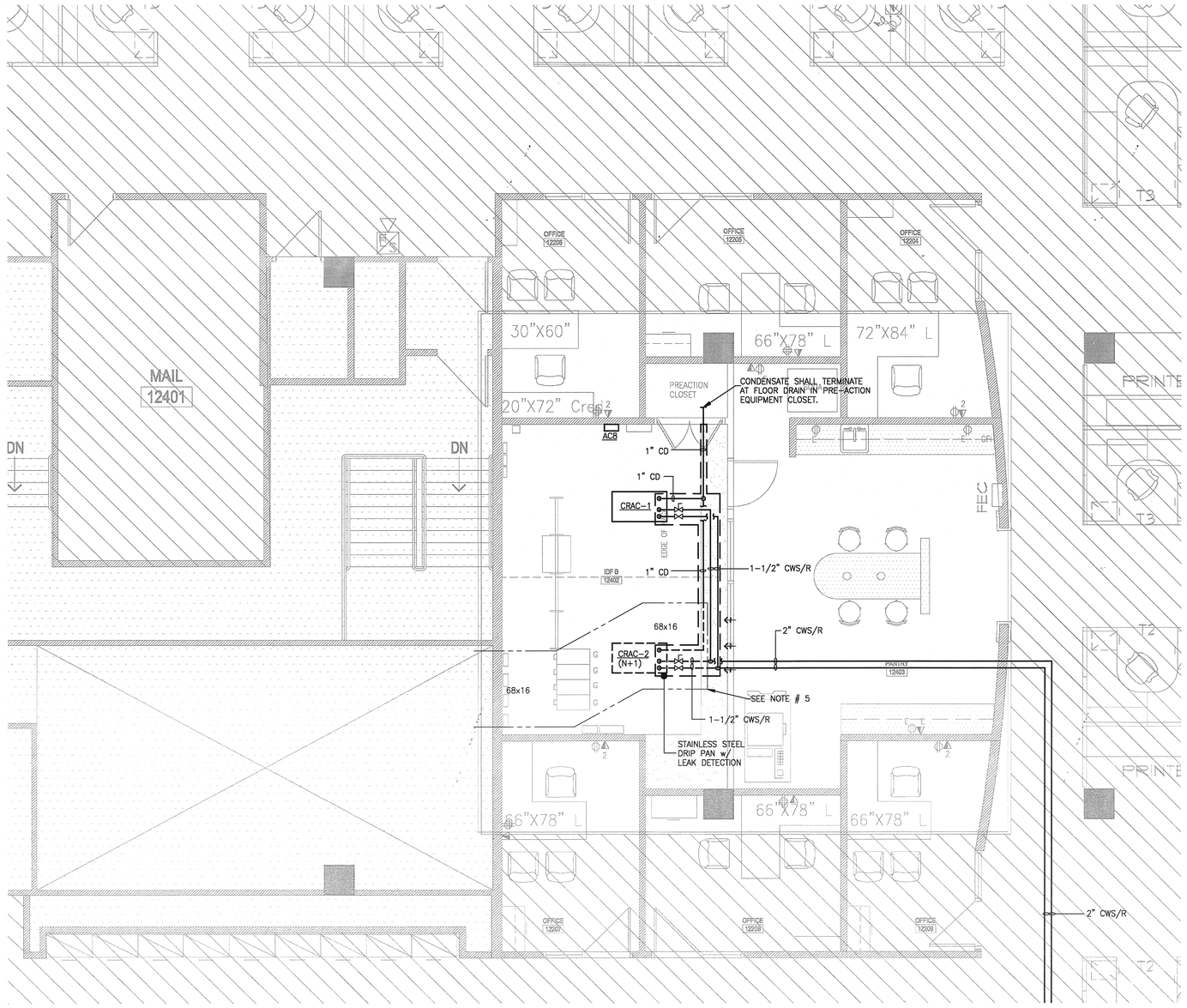

HVAC PLAN

SCALE: 1/4"=1'-0"

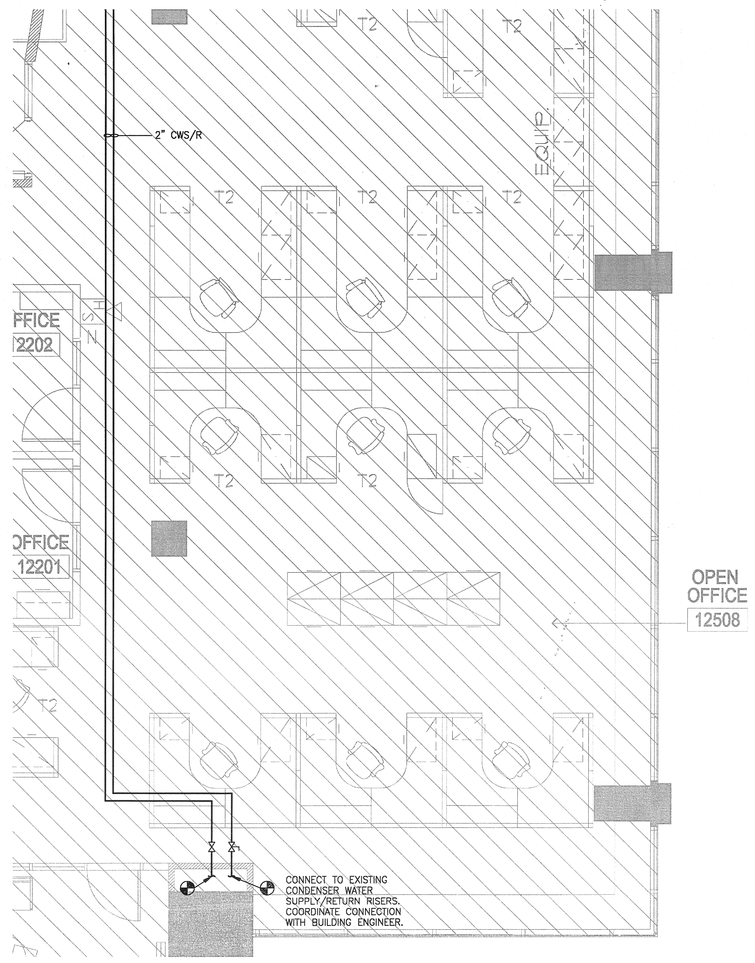

HVAC PIPING PART PLAN

SCALE: 1/4"=1'-0"

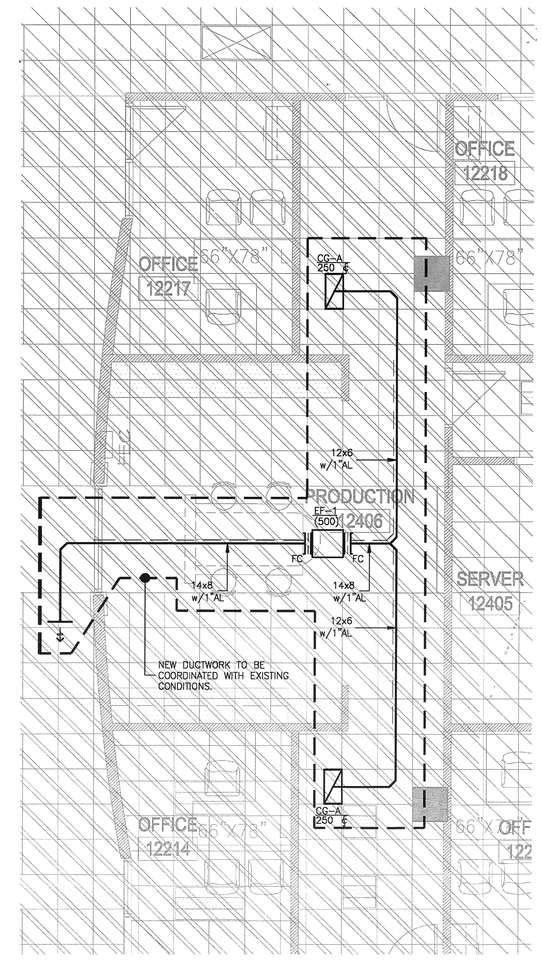

PRODUCTION RM PART PLAN

SCALE: 1/4"=1'-0"

COMPUTER ROOM AIR CONDITIONING UNIT SCHEDULE

			SUPPLY FAN DATA					COMPRESSOR DATA			ELECTRICAL DATA						WATER COOLED CONDENSER DATA					EVAPORATOR COIL DATA							REHEAT DATA		HUMIDIFIER DATA		
																						CAPACITY (MBH)												
UNIT No.	LOCATION	SERVICE	QUANTITY	CFM	EXT. SP (IN. W.G.)	RPM	MHP	EER	QUANTITY	KW	VOLTS	PHASE	HZ	FLA	WSA	MOPD	GPM	EWT °F	LWT °F	P.D. (FT. H_2O)	WORKING PRESS. (PSIG)	SENSIBLE	TOTAL	MIN. COIL FACE AREA (SQ. FT.)	MAX. FACE VEL. (FPM)	EAT °F DB	EAT °F WB	MIN. ROWS	P.D. (FT. H_2O)	STAGES	MAX. CAPACITY (KW)	CAPACITY (LBS/HR)	KW	REMARKS
CRAC-1	IDFB 12402	IDFB 12402	1	2454	–	–	2 @ 0.8	–	1	4.1	460	3	60	24.3	29.3	35	12.28	85	95	20.74	300	75.4	75.4	7.26	339	90	66.2	4	–	1	6.0	5	1.79	LIEBERT CR020RW1A7SD1B7EC10PA413
CRAC-2	IDFB 12402	IDFB 12402	1	2454	–	–	2 @ 0.8	–	1	4.1	460	3	60	24.3	29.3	35	12.28	85	95	20.74	300	75.4	75.4	7.26	339	90	66.2	4	–	1	6.0	5	1.79	LIEBERT CR020RW1A7SD1B7EC10PA413

1. PROVIDE THE FOLLOWING ACCESSORIES/FEATURES:
   A. FIRE STAT
   B. CONDENSATE PUMP
   C. SMOKE DETECTOR
   D. DRY CONTACTS FOR ALARM OUTPUT
   E. ETHERNET NETWORK CONNECTION FOR LOCAL MONITORING.
   F. THREE-WAY REGULATING CONTROL VALVE, 150 PSIG RATED
   G. SPOT WATER DETECTORS.
   H. COMPRESSOR LOCKOUT
   I. CABLE WATER DETECTOR
   J. REHEAT AND INFRARED HUMIDIFIER.
   K. LOCKING DISCONNECT SWITCH.
   L. FOUR YEAR EXTENDED COMPRESSOR WARRANTY
   M. DISCHARGE DUCT COLLAR – 1" FLANGE FOR DUCT CONNECTION ON TOP OF UNIT AT FAN OUTLETS
   N. 30% EFFICIENCY, 4" FILTERS (ASHRAE 52.1 STANDARD). SPARE SET OF FILTERS PER SYSTEM
   O. HIGH EFFICIENCY FAN MOTOR
   P. DAMPER MOTOR AND DAMPER END SWITCH (BY HVAC CONTRACTOR)

2. CRAC-1 AND CRAC-2 SHALL NOT RUN SIMULTANEOUSLY. AUTO CHANGEOVER PANEL SHALL CYCLE WHICH UNIT TO RUN ON A WEEKLY BASIS.

FAN SCHEDULE

(TWIN CITY AS STANDARD)

FAN NO.	LOCATION	SERVICE	PERFORMANCE DATA				ELECTRICAL DATA			REMARKS
			CFM	TOTAL SP (IN.WG.)	FRPM	HP	VOLTS	PHASE	HZ	
EF-1	PROD. 12406	EXHAUST	500	0.3	887	1/2	115	1	60	SIMILAR TO TWIN CITY TL 700S

NOTES:
1. PROVIDE FAN WITH WALL MOUNTED SPEED CONTROLLER (SHIPPED LOOSE). SPEED SWITCH TO BE MOUNTED @ FAN FOR AIR BALANCING.
2. PROVIDE FAN WITH HANGER RODS AND VIBRATION ISOLATORS.
3. PROVIDE FAN WITH SAFETY DISCONNECT SWITCH.
4. PROVIDE INTERNALLY LINED FAN (FIBER FREE MATERIAL).
5. FAN TO BE CONTROLLED VIA WALL MOUNTED CONTROL SWITCH.

DIFFUSER, REGISTER, & GRILLE SCHEDULE

UNIT TAG	APPLICATION	FACE/SLOTS WxL (IN.)	NECK/INLET (IN.)	CFM RANGE	T.S.P. (IN. W.G.)	NC	MANUFACTURER	MODEL	REMARKS
CG-A	RETURN	24x12		0-500	0.1	20	PRICE	500/600	SEE NOTES

NOTES:
1. MATCH EXISTING BUILDING CEILING DIFFUSERS, CEILING RETURNS, & TRANSFER GRILLES.
2. ALL RETURN AIR GRILLES TO BE 24x24 UNLESS NOTED OTHERWISE ON HVAC PLAN.
3. COORDINATE BORDER AND FRAME TYPE WITH ARCHITECTURAL CEILING DETAILS.
4. REFER TO HVAC PLAN(S) FOR AIR QUANTITIES.

HVAC NOTES:
1. EXISTING DUCTWORK & CONDENSER WATER MAINS TO REMAIN.
2. ROUTE 1" CONDENSATE MAIN TO FLOOR DRAIN LOCATED IN THE PRE-ACTION EQUIPMENT CLOSET.
3. THIS CONTRACTOR TO PROVIDE ST. STEEL DRIP PAN WITH LEAK DETECTION UNDER ALL EXISTING AND NEW PIPING IN AREA OF WORK.
4. PROVIDE LINE SIZE CONDENSER WATER BYPASS LINE WITH BALL VALVE AT EACH AC UNIT.
5. MAIN RETURN AIR DUCT SHALL BE EXTENDED IN ORDER TO ACCOMODATE THE CONSTRUCTION OF THE NEW FULL HEIGHT PARTITION IN IDF-B 12402.

APS HEALTH CARE

project address: 44 SOUTH BROADWAY WHITE PLAINS, NY 10601

building property manager:
44 South Broadway Property LLC
con: Bill Bassett
T: 914.682.8300

tenant:
APS Healthcare
con: Shelly
6403 Colesville Road, #1800
Silver Spring, MD 20910
T: 301.553.5633X3097
F: 239.353.5677

project manager:
Xxx
con: Xxx
xxx
xxx
xxx, xx xxxxx
T: xxx.xxx.xxxx
F: xxx.xxx.xxxx
xxx@xxx.com

architect:
Alliance Architecture
con: Tim Kearney
63 West Street
Annapolis, MD 21401
T: 410.626.8595
F: 410.626.8596
xxx@allianceearchitecture.com

mechanical / electrical / plumbing:
C&F CONSULTING ENGINEERS, PC
4388 NOTTER BOULEVARD
WHITE PLAINS, NEW YORK 10603
(914) 683-2000 TEL
(914) 683-2001 FAX

general contractor:

ALLIANCE ARCHITECTURE
63 WEST STREET
ANNAPOLIS, MARYLAND 21401
T: 410.626.8595
F: 410.626.8596

revisions:
ISSUE FOR BID, PERMIT & LL REVIEW 01.18.11
ISSUE FOR FINAL REVIEW 01.14.11
ISSUE FOR ENGINEERING 12.17.10

seal:
RECEIVED
JAN 20 2011
ABM AIR CONDITIONING AND HEATING, INC.

sheet title:
HVAC PLANS & SCHEDULE

date: 01.18.2011
scale: AS NOTED
drawn by: AP
checked by: DF

sheet number:
H-3